

**PREAMBLE:**

**Reaching Home Community Homelessness Report Summary for Winnipeg, 2019-2021**

The Community Homelessness Report (CHR) data gives Community Entities a year-over-year picture of the state of homelessness in their region. The CHR is intended to highlight results of the collective efforts of service providers across the community, regardless of their source of funding. The report identifies community-level trends specific to inflow into homelessness, outflow from homelessness, and housing-focused outcomes.

In Winnipeg, Coordinated Access was fully implemented in April 2022. With this implementation also came the expansion of HIFIS, which will increase the amount of data that will contribute to the report. The coordination of all service providers contributing information into HIFIS will improve our understanding of the community and will contribute to local decision making.

In Winnipeg, community level data for 2022-2023 will be available in June 2023.

# COMMUNITY HOMELESSNESS REPORT SUMMARY

Winnipeg  
2019-2021

## COORDINATED ACCESS AND HOMELESSNESS MANAGEMENT INFORMATION SYSTEM (HMIS) SELF-ASSESSMENT

### SUMMARY

The table below provides a summary of the work the community has done so far to implement Reaching Home's minimum requirements for Coordinated Access and an HMIS.

How many of the Reaching Home minimum requirements has the community:

Met	Started	Not yet started
8	10	0

## SUMMARY COMMENT

Are there particular efforts and/or issues that you would like to highlight for this reporting period related to your community's work to achieve the Reaching Home minimum requirements? In particular, please describe your community's efforts to set-up or improve the Coordinated Access governance structure, including processes to ensure that policies and protocols, as approved by the governance group(s), are being implemented across the system as intended to achieve desired results.

The governance structure in Winnipeg integrates the cultural component and is reflective of the Indigenous homeless population, with 75% of the Coordinated Access governance membership being Indigenous. Elders were involved in the selection of the governance members. Presentations and engagements are taking place and are planned in the future to engage Indigenous peoples and organizations in identifying concerns with regard to participating in a centralized system to connect people that are homeless with resources. Constructive solutions to identified concerns will be sought. A communication plan for Coordinated Access has been developed. Coordinated Access policies and protocols are still being developed.

## COMMUNITY-LEVEL DATA for 2019-2020

**Based on the information provided in the Community Homelessness Report, the community does not have to report community-level data for 2019-2020.**

What is the date range for available data from the List for this fiscal report?

- First date in reporting period:
- Last date in reporting period:

YYYY-MM-DD

YYYY-MM-DD

Complete the Population Groups table below using the date range indicated for this fiscal report.

Number of unique individuals (or households where not available) in each Priority Population Group who:

Priority Population Groups	Were homeless <b>(Measures Cumulative Homelessness)</b>	Were new to homelessness <b>(Measures Inflow)</b>	Returned to homelessness from housing (one or more times) <b>(Measures Inflow)</b>	Returned to homelessness from transitional status (one or more times) <b>(Measures Inflow)</b>	Returned to homelessness from unknown status (one or more times) <b>(Measures Inflow)</b>	State changed from inactive to active (one or more times) <b>(Measures Inflow)</b>
Overall homeless	0	0	0	0	0	0
Chronically homeless	0	0	0	0	0	0
Indigenous peoples	0	0	0	0	0	0
Priority Population Groups			Moved from homelessness to housing (one or more times) <b>(Measures Outflow)</b>	Status changed from homelessness to transitional (one or more times) <b>(Measures Outflow)</b>	Status changed from homelessness to unknown (one or more times) <b>(Measures Outflow)</b>	State changed from active to inactive (one or more times) <b>(Measures Outflow)</b>
Overall homeless			0	0	0	0
Chronically homeless			0	0	0	0
Indigenous peoples			0	0	0	0

Complete the Prior Living Situations table below for all individuals (or households where not available) that were homeless for the date range indicated for this fiscal report.

	Public Institutions	Transitional Housing	Permanent Housing	Unknown	Total
New to homelessness	0	0	0	0	0
Returned to homelessness	0	0	0	0	0
Total	0	0	0	0	0

## COMMUNITY-LEVEL DATA for 2020-2021

**Based on the information provided in the Community Homelessness Report, the community does not have to report community-level data for 2020-2021 and community-level outcomes for the reporting period.**

What is the date range for available data from the List for this fiscal report?

- First date in reporting period:
- Last date in reporting period:

YYYY-MM-DD

YYYY-MM-DD

Complete the Population Groups table below using the date range indicated for this fiscal report.

Number of unique individuals (or households where not available) in each Priority Population Group who:

Priority Population Groups	Were homeless <b>(Measures Cumulative Homelessness)</b>	Were new to homelessness <b>(Measures Inflow)</b>	Returned to homelessness from housing (one or more times) <b>(Measures Inflow)</b>	Returned to homelessness from transitional status (one or more times) <b>(Measures Inflow)</b>	Returned to homelessness from unknown status (one or more times) <b>(Measures Inflow)</b>	State changed from inactive to active (one or more times) <b>(Measures Inflow)</b>
Overall homeless	0	0	0	0	0	0
Chronically homeless	0	0	0	0	0	0
Indigenous peoples	0	0	0	0	0	0
Priority Population Groups			Moved from homelessness to housing (one or more times) <b>(Measures Outflow)</b>	Status changed from homelessness to transitional (one or more times) <b>(Measures Outflow)</b>	Status changed from homelessness to unknown (one or more times) <b>(Measures Outflow)</b>	State changed from active to inactive (one or more times) <b>(Measures Outflow)</b>
Overall homeless			0	0	0	0
Chronically homeless			0	0	0	0
Indigenous peoples			0	0	0	0



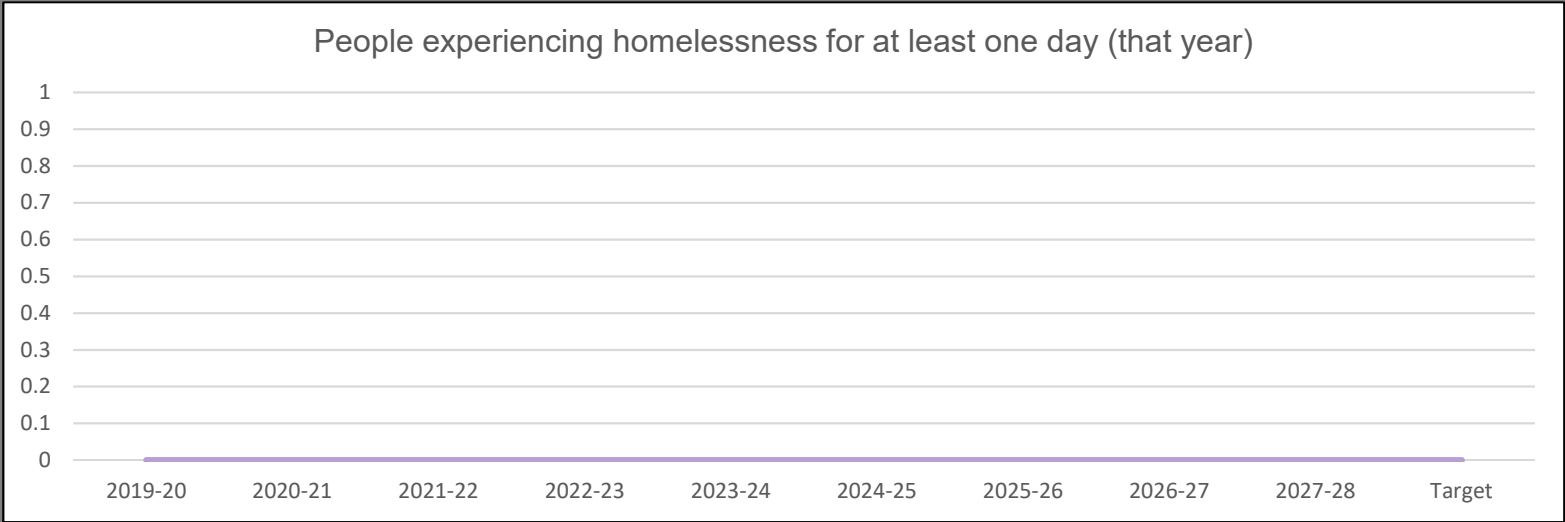
Complete the Prior Living Situations table below for all individuals (or households where not available) that were homeless for the date range indicated for this fiscal report.

	Public Institutions	Transitional Housing	Permanent Housing	Unknown	Total
New to homelessness	0	0	0	0	0
Returned to homelessness	0	0	0	0	0
Total	0	0	0	0	0

**COMMUNITY-LEVEL RESULTS OUTCOMES - CORE OUTCOMES**

**Outcome # 1 (Optional): Fewer people experience homelessness overall (homelessness is reduced overall)**

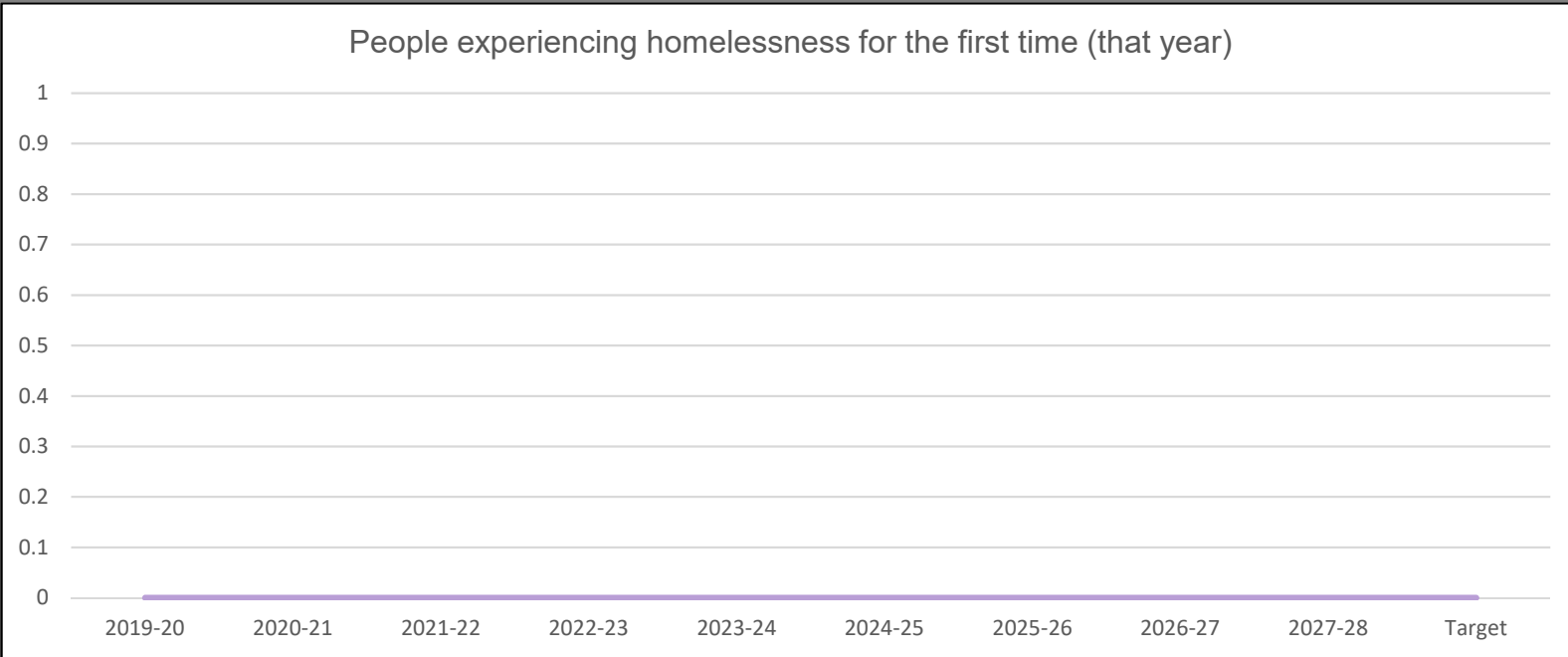
	2019-20	2020-21	2021-22	2022-23	2023-24	2024-25	2025-26	2026-27	2027-28	Target
People experiencing homelessness for at least one day (that year)	0	0	-	-	-	-	-	-	-	0



\*Please insert comment here\*

**Outcome #2: Fewer people experience homelessness for the first time (new inflows into homelessness are reduced)**

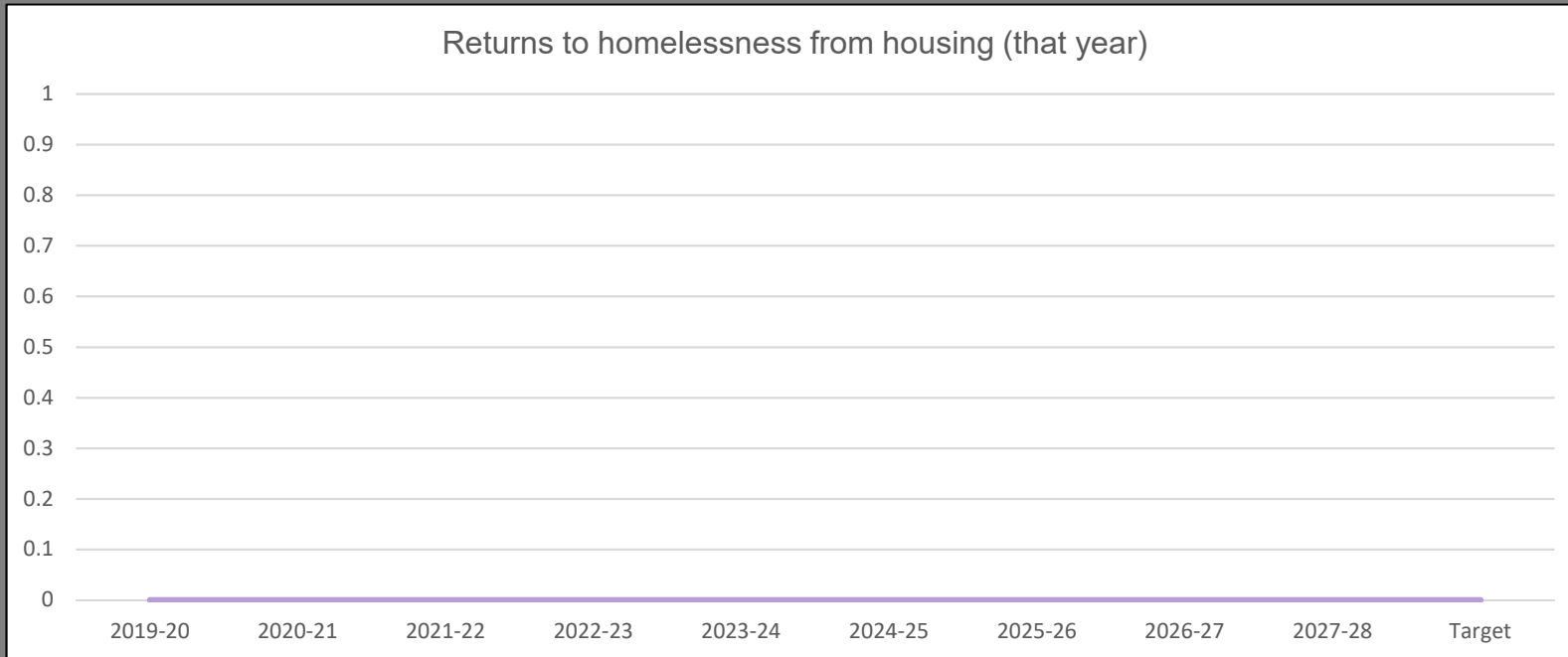
	2019-20	2020-21	2021-22	2022-23	2023-24	2024-25	2025-26	2026-27	2027-28	Target
People experiencing homelessness for the first time (that year)	0	0	-	-	-	-	-	-	-	0



\*Please insert comment here\*

**Outcome #3: Fewer people return to homelessness from housing**

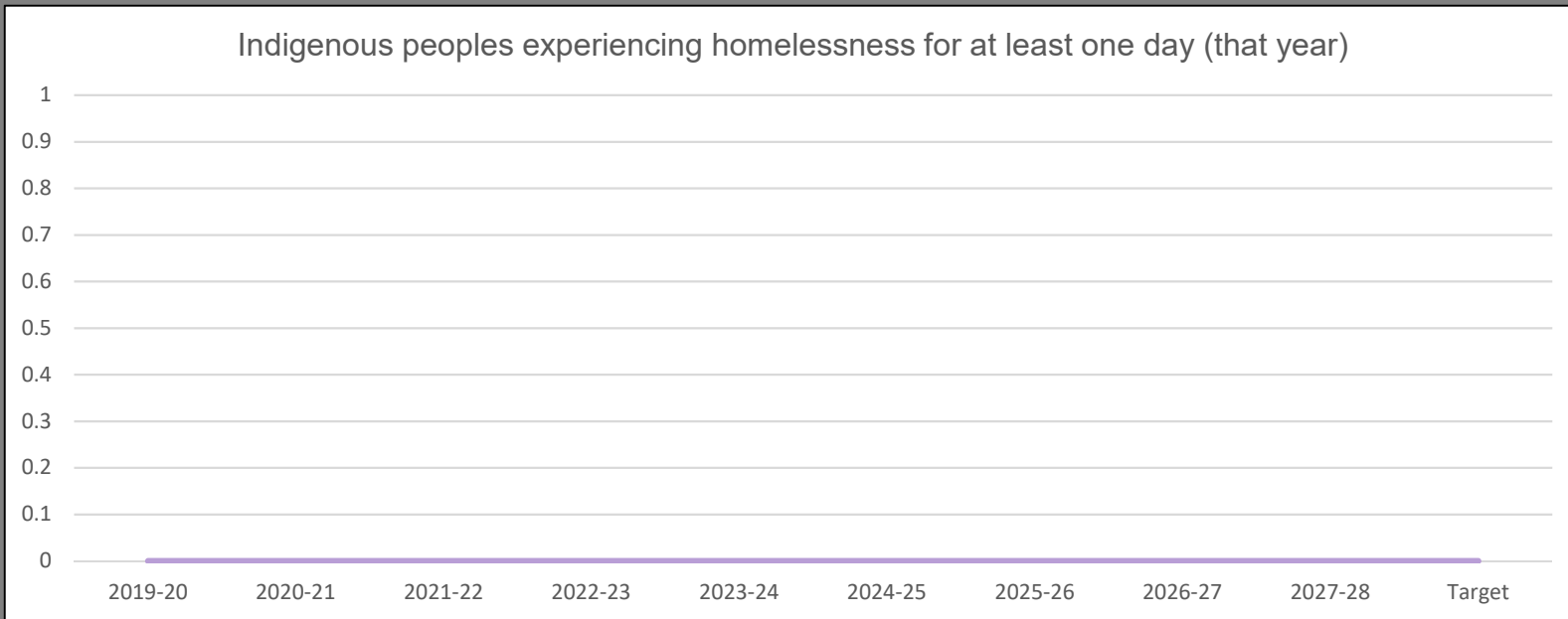
	2019-20	2020-21	2021-22	2022-23	2023-24	2024-25	2025-26	2026-27	2027-28	Target
Returns to homelessness from housing (that year)	0	0	-	-	-	-	-	-	-	0



\*Please insert comment here\*

**Outcome #4: Fewer Indigenous peoples experience homelessness (Indigenous homelessness is reduced)**

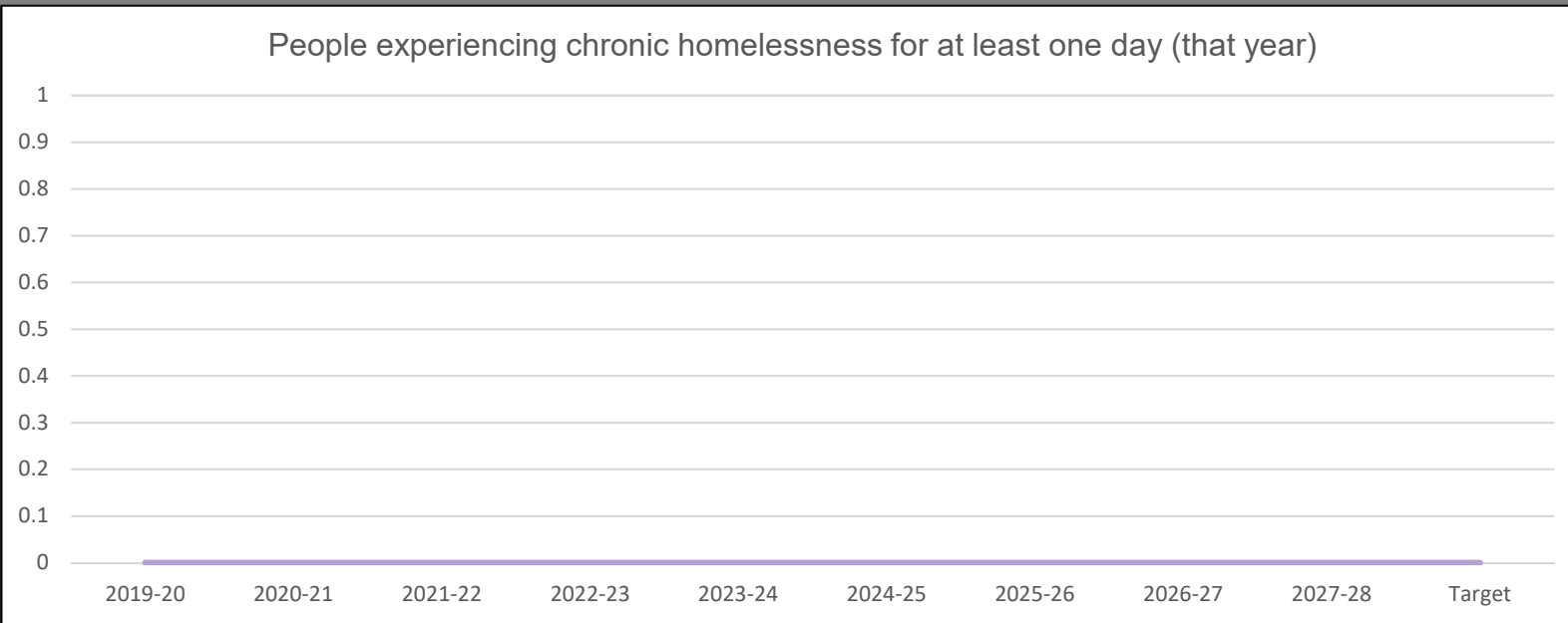
	2019-20	2020-21	2021-22	2022-23	2023-24	2024-25	2025-26	2026-27	2027-28	Target
Indigenous peoples experiencing homelessness for at least one day (that year)	0	0	-	-	-	-	-	-	-	0



\*Please insert comment here\*

**Outcome #5: Fewer people experience chronic homelessness (chronic homelessness is reduced)**

	2019-20	2020-21	2021-22	2022-23	2023-24	2024-25	2025-26	2026-27	2027-28	Target
People experiencing chronic homelessness for at least one day (that year)	0	0	-	-	-	-	-	-	-	0



\*Please insert comment here\*